



## Line Quality / Ping Test : Results

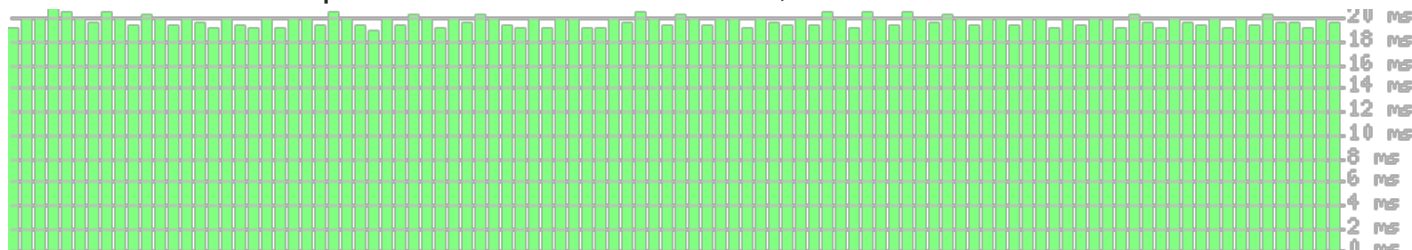
Test by Anonymous (btcentralplus.com) on 2016-08-09 13:33:02 to 2016-08-09 13:36:39

[Tools page](#)

**Grade: 100 / 100**

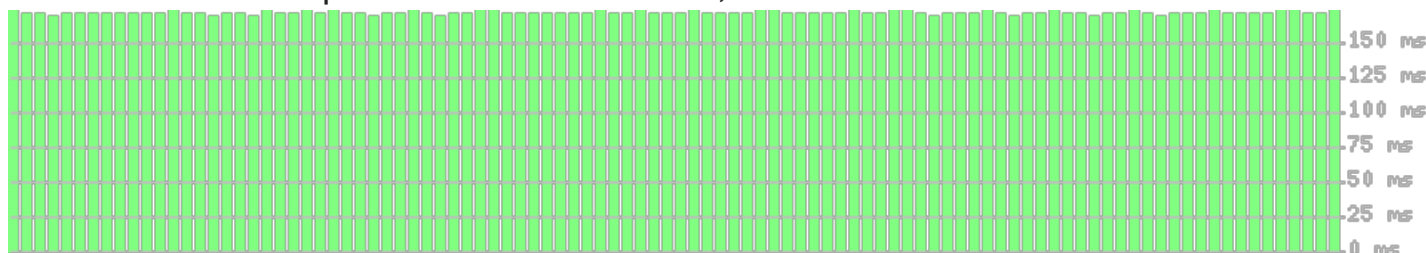
Test (From Ireland, EU)	Loss	Min Latency	Avg Latency	Max Latency	Pass Fail
<b>basic ping</b> 10s of 40 byte packets, 2 per second	0%	19.5ms	19.8ms	20.4ms	✓ pass
<b>low bandwidth stream</b> 10s of 1400 byte packets at 56 kbit	0%	20.0ms	20.8ms	21.6ms	✓ pass
<b>your first hop ping</b> stream of 40byte pings to 195.99.127.129	0% loss	12.4ms	You are 7.1ms to your first hop		✓ pass

Jitter/loss with small packets tested from Ireland, EU:



100 pings at 10 per second

Jitter/loss with small packets tested from CA, USA:



100 pings at 10 per second

Jitter/loss with big packets tested from Ireland, EU:


*not performed*

Jitter/loss with big packets tested from CA, USA:

*not performed*


1 minute hop loss analysis from **Dublin, Ireland, EU** tester4.ec2.dslreports.com

Hop	Host	LOSS	Best	Avg	Worst	Jitter

0	100.64.1.195	0.0%	5.0	16.6	22.2	4.3
1	100.64.16.211	0.0%	0.3	0.6	5.0	0.4
2						
3						
4	178.236.0.180	0.0%	0.9	1.3	12.8	0.6
5	54.239.42.140	0.0%	11.0	11.4	26.3	0.7
6	54.239.100.44	0.0%	12.9	25.2	71.1	6.3
7	54.239.100.33	0.0%	10.8	11.2	13.2	0.3
8	195.99.126.66	0.0%	10.7	11.1	26.4	0.6
9	core1-hu0-8-0-0.colindale.ukcore.bt.net	0.0%	11.5	11.8	12.3	0.2
10	195.99.127.129	0.0%	12.3	12.4	12.6	0.1
11						
12						
13	(TARGET IP ADDRESS)	0.0%	18.8	19.8	20.5	0.4
 pass						

1 minute hop loss analysis from **San Francisco, CA, USA** tester5.ec2.dsreports.com

Hop	Host	LOSS	Best	Avg	Worst	Jitter
0						
1	100.64.16.167	0.0%	0.3	1.9	9.4	2.1
2	72.21.222.221	0.0%	0.8	1.4	9.5	1.0
3	54.240.243.142	0.0%	2.5	14.3	34.1	6.1
4	54.240.243.133	0.0%	0.8	1.4	12.1	0.6
5	<a href="#">ae-5.r06.plalca01.us.bb.gin.ntt.net</a> note: this hop has shown 100 icmp loss over the last 14 days.	0.0%	1.2	2.6	20.3	1.8
6	ae-15.r02.snjsca04.us.bb.gin.ntt.net	0.0%	175.3	176.7	189.8	2.1
7	ae-11.r22.snjsca04.us.bb.gin.ntt.net	0.0%	1.8	2.8	13.2	1.3
8	ae-7.r23.asbnva02.us.bb.gin.ntt.net	0.0%	73.7	74.9	86.0	1.4
9	ae-2.r25.amstnl02.nl.bb.gin.ntt.net	0.0%	163.0	165.9	178.7	2.2
10	ae-3.r03.londen05.uk.bb.gin.ntt.net	0.0%	167.3	167.8	173.3	0.7
11	ae-5.r02.londen05.uk.bb.gin.ntt.net	0.0%	165.1	166.2	174.2	1.2
12	82.112.115.186	0.0%	166.1	167.1	197.1	1.3
13	213.137.183.97	0.0%	166.1	167.0	177.8	1.0
14	core2-hu0-0-0-0.colindale.ukcore.bt.net	0.0%	175.6	176.5	186.7	0.9
15	195.99.127.137	0.0%	163.4	164.1	176.8	0.9
16						
17						

18	(TARGET IP ADDRESS)	1.7%	171.7	173.3	184.0	1.3	
							 pass

News

- [ISP News](#)
- [Got news?](#)

Tools

- [Speed Test](#)
- [Smokeping](#)
- [Ping Test](#)
- [24x7 Broadband Monitor](#)

ISP Reviews

- [Review an ISP](#)
- [Latest](#)
- [GBU](#)

Information

- [Hardware](#)
- [FAQs](#)

Community

- [Join](#)
- [Welcome](#)
- [Members](#)
- [For Sale](#)

Forums

- [All Forums](#)

DSLReports

- [Feedback](#)
- [About](#)
- [Contact](#)
- [FAQ](#)
- [Terms of Use](#)
- [Privacy](#)

Follow



Site

- [Mobile mode](#)

[DSLReports.com](#)

©  
DSLReports.com  
Est. 1999  
Tuesday, 09-Aug  
13:44:54

Hosted by  
[Liquid Networks](#)