



ABOVE & BEYOND

[> FIND A RETAILER](#)

[> BUILD YOUR OWN](#)

[OVERVIEW](#)

[SPECIFICATION](#)

DISCOVERY





ABOVE & BEYOND

» FIND A RETAILER

> BUILD YOUR OWN

OVERVIEW

SPECIFICATION



ABOVE & BEYOND



Ever since the first Land Rover was conceived in 1947, we have built vehicles that challenge what is possible. These in turn have challenged their owners to explore new territories and conquer difficult terrains. Our vehicles epitomise the values of the designers and engineers who have created them. Each one instilled with iconic British design cues, delivering capability with composure. Which is how we continue to break new ground, defy conventions and encourage each other to go further. Land Rover truly enables you to make more of your world, to go above and beyond.





ABOVE & BEYOND

» FIND A RETAILER

> BUILD YOUR OWN

OVERVIEW

SPECIFICATION



Model shown above with optional 20 inch five split-spoke 'Style 510' alloy wheels.





ABOVE & BEYOND

> FIND A RETAILER

> BUILD YOUR OWN

OVERVIEW

SPECIFICATION



The Land Rover Discovery's design has constantly evolved during its life and that is why Discovery is always in its element, whether it's crossing town or taking everyone way beyond the city limits for the weekend.

Model shown above with optional privacy glass and 20 inch five split-spoke 'Style 510' alloy wheels.



ABOVE & BEYOND

> FIND A RETAILER

> BUILD YOUR OWN


OVERVIEW

SPECIFICATION



Escape the daily grind. Heading away from the city towards the great outdoors should be a pleasure.

That's why Discovery features advanced technology to help the driver feel more connected to the road and deliver an engaged and responsive drive. Now, getting there can be as enjoyable as being there.





ABOVE & BEYOND

> FIND A RETAILER

> BUILD YOUR OWN

OVERVIEW

SPECIFICATION



Stadium seating gives everybody unspoiled views, with head, leg and shoulder room that are among the best in class and full-size seats for up to seven adults. These are just some of the benefits of Discovery's bold design and upright side profile. And with a range of infotainment and technologies to choose from, everyone will be entertained, relaxed and comfortable.



ABOVE & BEYOND

> FIND A RETAILER

> BUILD YOUR OWN

OVERVIEW

SPECIFICATION



Model shown above with optional 20 inch five split-spoke 'Style 510' alloy wheels.



ABOVE & BEYOND

> FIND A RETAILER

> BUILD YOUR OWN

OVERVIEW

SPECIFICATION



What Discovery gains in practicality and space, it doesn't compromise in comfort and attention to detail. Its tactile interior is a contemporary and beautifully crafted environment. The seats are available in a variety of materials such as Windsor leather, which include electrically adjusted bolsters that give the driver even greater support. Double-stitching on the fascia top is just one indication of the high-quality finish throughout the vehicle.



ABOVE & BEYOND

> FIND A RETAILER

> BUILD YOUR OWN

OVERVIEW

SPECIFICATION



Model shown above with optional 20 inch five split-spoke 'Style 510' alloy wheels.





ABOVE & BEYOND

> FIND A RETAILER

> BUILD YOUR OWN

OVERVIEW

SPECIFICATION



Model shown above with optional 20 inch five split-spoke 'Style 510' alloy wheels.

Land Rover has always had capability at its heart and Terrain Response® proves it. This proprietary technology acts as an off-road expert enabling the driver to tackle almost every surface with confidence.





ABOVE & BEYOND

> FIND A RETAILER

> BUILD YOUR OWN

OVERVIEW

SPECIFICATION



Model shown above with optional 20 inch five split-spoke 'Style 510' alloy wheels.

At the touch of a switch, Terrain Response® reconfigures Discovery's engine, transmission, throttle and traction settings for optimum drive-ability. So whether travelling over tarmac, grass, gravel or snow, mud and ruts, sand or rocks, the vehicle takes to it with consummate ease.





ABOVE & BEYOND

> FIND A RETAILER

> BUILD YOUR OWN


OVERVIEW

SPECIFICATION



Model shown above with optional 20 inch five split-spoke 'Style 510' alloy wheels.

With exceptional ground clearance and short front and rear overhangs, Discovery is cleverly proportioned. Together with impressive torque and delivery of power, these attributes help ensure that the vehicle is eminently capable and highly manoeuvrable on the most demanding terrain.





ABOVE & BEYOND

> FIND A RETAILER

> BUILD YOUR OWN

OVERVIEW

SPECIFICATION



Model shown above with optional 20 inch five split-spoke 'Style 510' alloy wheels.



ABOVE & BEYOND

> FIND A RETAILER

> BUILD YOUR OWN


OVERVIEW

SPECIFICATION



Model shown above with optional 20 inch five split-spoke 'Style 510' alloy wheels.

As a vehicle enters a steep gradient, there is a moment when the feeling of sudden acceleration can occur, which is why Gradient Acceleration Control has been incorporated into Discovery's standard Hill Descent Control technology. This feature helps reduce the feeling of increased speed and smoothes out the overall effect to make descent feel more assured.





ABOVE & BEYOND

> FIND A RETAILER

> BUILD YOUR OWN

OVERVIEW

SPECIFICATION



For over 65 years, Land Rover has become renowned for many innovations, one of which is the legendary Command Driving Position. From here, the driver gets an unparalleled view of the road ahead and greater all round visibility. Hazards can be spotted earlier, parking is made easier and as all the key controls come readily to hand, it can help to reduce stress and fatigue.





ABOVE & BEYOND

> FIND A RETAILER

> BUILD YOUR OWN


OVERVIEW

SPECIFICATION



Model shown above with optional 20 inch five split-spoke 'Style 510' alloy wheels.

The odd expanse of water shouldn't affect a drive. Chances are it won't in Discovery. Using sensors in the door mirrors when the vehicle is wading, the optional Wade Sensing™ System alerts the driver if the water is too deep. It provides real-time pictorial information, including the maximum wading capability, and is particularly useful in the dark or at night.





ABOVE & BEYOND

> FIND A RETAILER

> BUILD YOUR OWN

OVERVIEW

SPECIFICATION



Model shown above with optional privacy glass and 20 inch five split-spoke 'Style 510' alloy wheels.

With five digital cameras mounted around the vehicle, the optional Surround Camera System provides a near 360° view. This greatly aids low-speed manoeuvrability in such situations as parking. By customising the number of images the camera relays to the Touch-screen, other functions can be utilised. All Round Vision, Junction View, Rear View, Tow Assist and Tow Hitch Assist are included in this advanced system.



ABOVE & BEYOND

> FIND A RETAILER

> BUILD YOUR OWN

OVERVIEW

SPECIFICATION



Discovery goes further. Its capability is born from the first Land Rover and is renowned across the city, across country and across the globe. Its contemporary design is purposeful, its drive connected and assured. Add class-leading versatility with seven full-size adult seats and the picture is complete.

Model shown above with optional privacy glass and 20 inch five split-spoke 'Style 510' alloy wheels.



ABOVE & BEYOND

> FIND A RETAILER

> BUILD YOUR OWN

OVERVIEW

SPECIFICATION



Model shown above with optional privacy glass and 20 inch five split-spoke 'Style 510' alloy wheels.



ABOVE & BEYOND

> FIND A RETAILER

> BUILD YOUR OWN

OVERVIEW

SPECIFICATION



Automatic headlamps with High Beam Assist and xenon adaptive headlamps with LED signature*

Detects vehicle headlamps/tail lights and dips the high beam until the light source is out of range. The system is able to distinguish between automotive and non-automotive light sources.

Signature LED lights combine practicality with distinctive design. For more relaxed night-time driving, Adaptive Lighting varies the light cast ahead of the vehicle so that the beams follow the curve of the road.



Air Suspension

Four-corner independent air suspension features variable ride height and electronic cross-linking for a constant level ride height irrespective of load distribution. Ride height can be raised up to 125mm to clear obstacles or lowered by 50mm for easy access and loading.



Split Tailgate

Make light work of difficult loads with Discovery's two-piece, asymmetric tailgate design. Both upper and lower tailgates are made from resilient lightweight aluminium. The tailgate gives impressive access to the rear of the vehicle and comes into its own when loading large, bulky or heavy objects. The asymmetric portion of the lower tailgate provides a reduced reach-in distance when open and a lower load height when closed.



Steering Wheel Controls

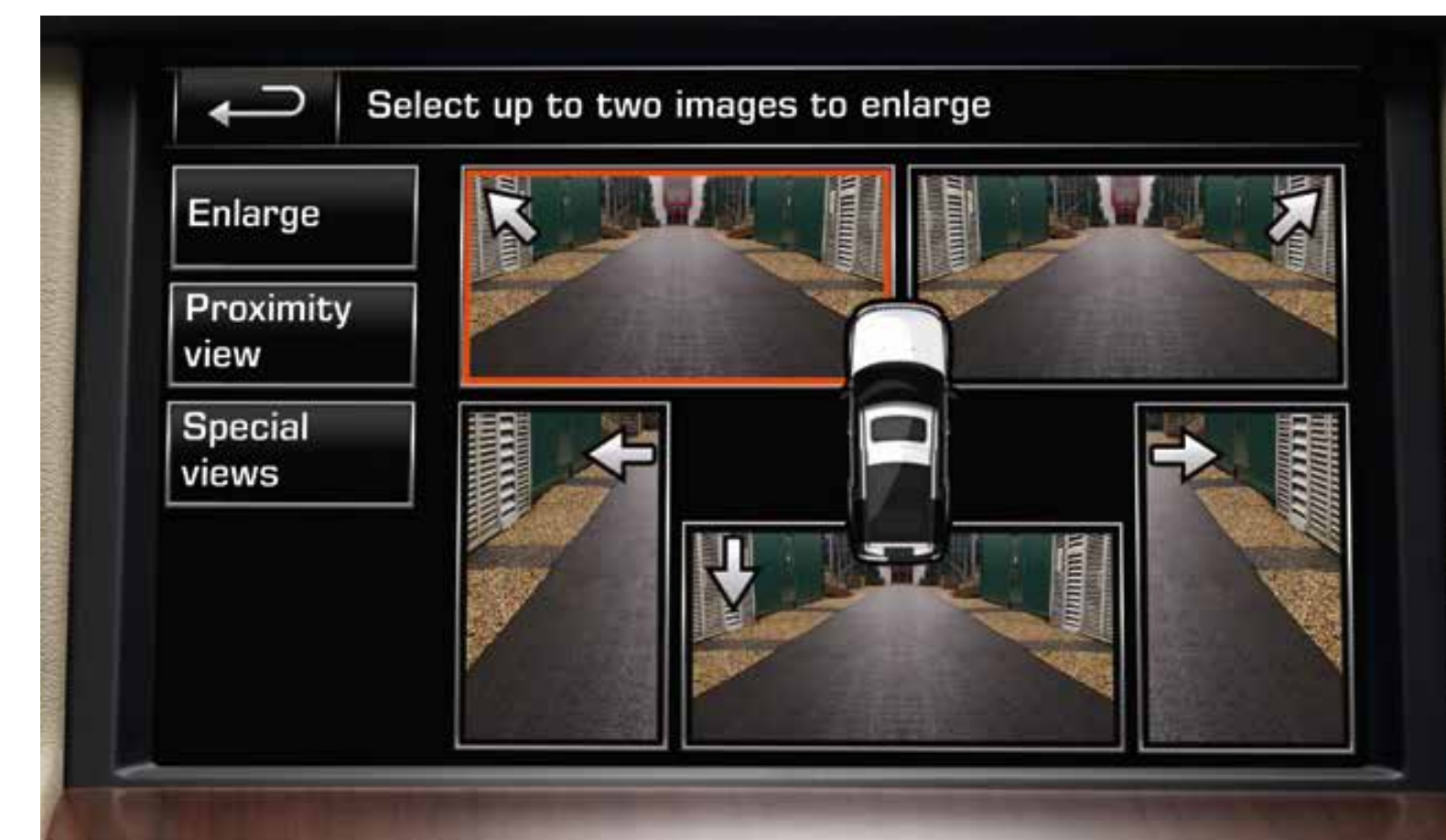
The steering wheel with ergonomically designed switch layout for driver information and remote audio controls. Cruise control, telephone and heated steering wheel controls are optional depending on the vehicle derivative.



Terrain Response® System and Gradient Release Control

The Terrain Response® System optimises the vehicle set-up for virtually all on-road or off-road driving situations, with five different settings to suit different terrains such as tarmac, grass, gravel or snow, mud and ruts, sand or rocks.

Gradient Release Control is a patented Land Rover system that works with Hill Descent Control (HDC®) across terrains such as rock, gravel and sand for more controlled, confident descents. Works in reverse and first gear.



Parking Aid*/Rear View Camera*/Surround Camera System with the new T-Junction Camera*

The Rear View Camera provides a rearward view from the full colour Touch-screen and works in conjunction with the rear parking aid.

The Surround Camera System comprises five digital cameras to provide a near 360° view surrounding the vehicle to aid low-speed manoeuvring via the full colour Touch-screen. Can be customised to provide a single camera view or multiple images. Functions include: Parking Aid – Rear View Camera, All Round Vision, Junction View. Also includes Tow Assist and Tow Hitch Assist.

*Optional.



ABOVE & BEYOND

> FIND A RETAILER

> BUILD YOUR OWN

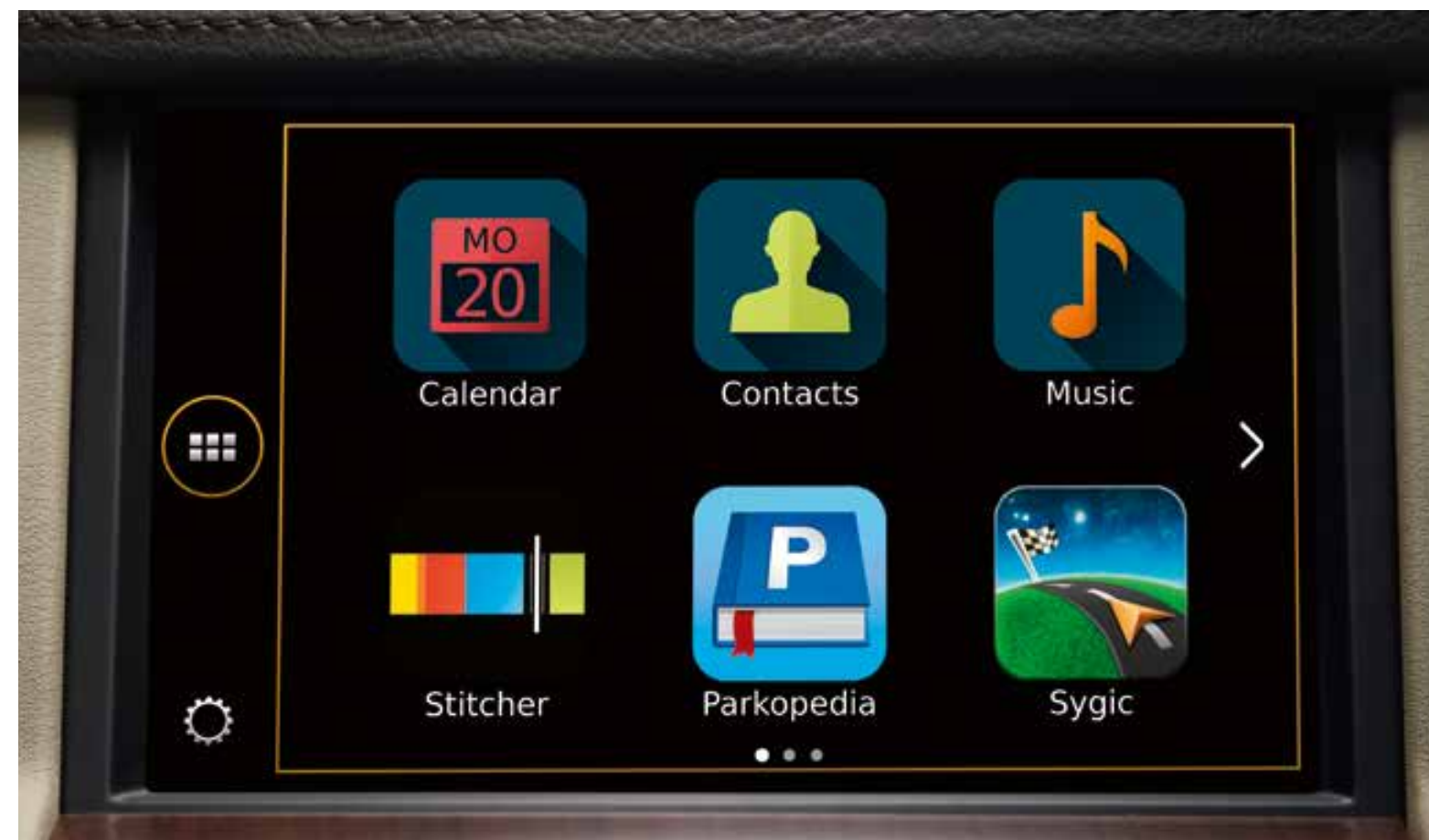
OVERVIEW

SPECIFICATION



Intelligent Stop/Start

A welcome addition, designed and engineered to help reduce CO₂ emissions and improve fuel economy. The system is automatically engaged when the ignition is turned on and when the engine is no longer required, at traffic lights for example, it will turn itself off. From a standstill, when the vehicle is in Drive, Sport or Reverse, the engine will instantaneously restart when the brake pedal is released.



InControl Apps

Land Rover InControl Apps enables you to use vehicle optimised smartphone apps on the vehicle's Touch-screen. Using the InControl Apps USB port you can enjoy a variety of vehicle optimised apps such as: Contacts, Calendar and Music Player, with more third party vehicle apps being released over time. Your smartphone will also be re-charged whilst using the feature.



In Car Entertainment*

The Meridian™ Audio System delivers superb acoustics and is noted for its excellent reproduction quality from all sources – radio, CD, iPod® or USB. The optional Meridian Surround Sound System features 17 speakers including a subwoofer for full surround sound.



Rear Seat Entertainment*

The Rear Seat Entertainment package ensures passengers can always be engaged. With two eight-inch screens built into the front headrests, a pair of WhiteFire® digital headphones and a dedicated remote control, passengers can feel truly at home with their choice of film, TV or music.



Compact Smart Key – Keyless entry/Push Button Start*

Once the vehicle has been accessed using the remote transmitter, the device may be stored in a pocket or bag to allow starting without its use. The optional Keyless Entry system provides even greater convenience. When within close proximity of the vehicle along with the remote Compact Smart Key, simply open the door, get in and push the Start button.



The Portable Audio Interface

Allows the connection to the in-car entertainment system of an iPod® with full track and search integration. An MP3 player or a mass storage device can also be connected via the USB port.

*Optional on some models.

iPod® is a trademark of Apple Inc., registered in the U.S. and other countries.

WhiteFire® is a registered trademark of Unwired Technology LLC and any use of such names by Land Rover is under licence.



ABOVE & BEYOND

> FIND A RETAILER

> BUILD YOUR OWN

OVERVIEW

SPECIFICATION



Sunroof with Alpine Roof*

Even the rearmost passengers enjoy a glass roof in Discovery with the optional sunroof with Alpine roof. The sunroof tilts and slides electronically and the combined reflective properties of the glass panel and interior sunblinds keep everyone cool and the cabin light and airy.



Hard Disk Drive Navigation*

With prompt access speed, graphics and display, the Hard Disk Drive Navigation System stores up to 40GB of data. Navigation mapping can be upgraded via a Land Rover Dealer download.

Additional features available on HDD-equipped vehicles are DVD Audio and MP3 DVD playback and Virtual CD Auto Changer which saves up to ten albums (in uncompressed format) to the HDD and provides track information for easy identification of CDs and tracks.



Timed Climate*

Optional, including Park Heat. Provides pre-heat to the engine with residual heat channelled into the cabin. It can also provide ambient venting to supply fresh outside air to the cabin, for example when the vehicle has been parked in the sun. Timed Climate allows the system to be programmed up to seven days in advance via the Touch-screen. A separate remote control is also available.



Blind-spot Monitor/Closing Vehicle Sensing*†

Using sensors mounted behind the rear bumper, these systems are designed to see what you might miss. When a vehicle enters a blind spot, a warning light will show in the corresponding door mirror.

Closing Vehicle Sensing scans a zone much further behind the vehicle, to help detect vehicles which are closing quickly from behind and which could cause a threat during a lane change manoeuvre.



Reverse Traffic Detection*†

Using radar detectors in the rear of the vehicle the system is designed to warn you about potential collisions during reversing manoeuvres. The system can help detect a vehicle approaching from either side. When a target vehicle with a credible 'time to collision' is detected (a collision within three seconds or less), the system alerts the driver. Three warnings are given: an indicator lights up in the corresponding door mirror, an audible alert is sounded and a warning symbol is displayed on the camera screen.



Wade Sensing™*†

Using sensors in the door mirrors when the vehicle is wading, it alerts the driver if the water is too deep. The feature is particularly useful when visibility is poor or when driving at night. This feature provides real-time pictorial wading information including the depth of the water in relation to the vehicle, as well as maximum wading capability of the vehicle.

*Optional on some models.

†Available as part of Exterior Detection Pack.



ABOVE & BEYOND

> FIND A RETAILER

> BUILD YOUR OWN

OVERVIEW

SPECIFICATION

Discovery offers an exclusive range of options that allow you to personalise your vehicle.

The following pages take you through a logical series of steps to create your ideal Discovery. You have several choices: from selecting your model to exterior and interior colours before choosing your wheels, finishes and additional options. If you'd like to bring your options to life, go to our online configurator at landrover.co.uk

> VIEW MODEL

> VIEW COLOUR

1

2

STEP 1
CHOOSE YOUR MODEL

Compare the standard and optional features on each model.

STEP 2
CHOOSE YOUR COLOUR

There's a wide range on offer to enable you to express yourself.

> VIEW WHEELS

> VIEW INTERIOR

> VIEW ACCESSORIES

> VIEW TECHNICAL DETAILS

3

4

5

TECHNICAL DETAILS

Technical information and data for dimensions, performance and specifications.

STEP 3
CHOOSE YOUR WHEELS

There's a range of styles, each one designed to complement the bold exterior.

STEP 4
CHOOSE YOUR INTERIOR

Carefully selected colours complemented by a range of finishes. You can personalise your own interior space.

STEP 5
CHOOSE YOUR ACCESSORIES

A range of stylish and practical accessories. You can tailor your vehicle to your specific needs.

MODELS

COLOURS

WHEELS

INTERIORS

ACCESSORIES

TECHNICAL DETAILS



ABOVE & BEYOND

> FIND A RETAILER

> BUILD YOUR OWN

OVERVIEW

SPECIFICATION

STEP 1
CHOOSE YOUR MODEL

1



Model shown is with optional 20 inch five split-spoke 'Style 510' alloy wheels.

MODELS

COLOURS

WHEELS

INTERIORS

ACCESSORIES

TECHNICAL DETAILS



ABOVE & BEYOND

> FIND A RETAILER

> BUILD YOUR OWN

OVERVIEW

SPECIFICATION

STEP 1
CHOOSE YOUR MODEL

MODELS BY ENGINE

	LIST PRICE	VAT 20.0%	RETAIL PRICE	ON-THE-ROAD PRICE
3.0 SDV6 DIESEL AUTOMATIC				
SE	£34,087.50	£6,817.50	£40,905.00	£41,600.00
SE Tech	£39,004.17	£7,800.83	£46,805.00	£47,500.00
HSE	£44,837.50	£8,967.50	£53,805.00	£54,500.00
HSE Luxury	£49,395.83	£9,879.17	£59,275.00	£59,970.00
3.0 SDV6 DIESEL AUTOMATIC COMMERCIAL				
SE	£36,429.17	£7,285.83	£43,715.00	£43,995.00

MODELS

COLOURS

WHEELS

INTERIORS

ACCESSORIES

TECHNICAL DETAILS

DRIVELINE, ENGINE PERFORMANCE AND FUEL ECONOMY

Our diesel engine includes Intelligent Stop/Start technology allowing for reduced CO₂ emissions and greater fuel economy. Our diesel 3.0l SDV6 engine is coupled with eight-speed automatic transmission that delivers an impressive 256hp with torque of 600Nm.

	3.0 SDV6 DIESEL AUTO EU6	3.0 SDV6 DIESEL AUTO COMMERCIAL EU5
Driveline	Four Wheel Drive (4WD)	Four Wheel Drive (4WD)
Power (hp / kW)	256 / 188	256 / 188
Torque (Nm)	600	600
Maximum torque (rpm)	2,000	2,000
Capacity (cc)	2,993	2,993
No. of cylinders	6	6
Cylinder layout	Longitudinal V6	Longitudinal V6

FUEL ECONOMY

Urban	mpg	33.2	32.5
Extra Urban	mpg	39.8	37.2
Combined	mpg	36.7	35.3
CO ₂ Urban emissions	g/km	222	230
CO ₂ Extra Urban emissions	g/km	186	201
CO ₂ Combined emissions	g/km	203	213

The figures provided are as a result of official manufacturer's tests in accordance with EU legislation. A vehicle's actual fuel consumption may differ from that achieved in such tests and these figures are for comparative purposes only.



ABOVE & BEYOND

> FIND A RETAILER

> BUILD YOUR OWN


OVERVIEW

SPECIFICATION

Each model has a choice of engines and distinctive features. This guide will help you to select your ideal Discovery. On the following pages you'll see the standard features for each model.

STEP 1
CHOOSE YOUR MODEL

DISCOVERY SE



£41,600

SDV6 SE Specification:

Exterior Features

- 3.0 litre 256hp SDV6 advanced sequential turbo diesel engine
- Eight-speed automatic transmission featuring Drive Select and Paddle Shift
- Electronic air suspension with enhanced Terrain Response® and trip computer
- Halogen headlamps with Day Time Running Lamps (DRL's)
- Fog lamps
- Automatic headlamps with headlamp powerwash

- Heated front screen and washer jets
- Rear parking aid
- 19 inch ten-spoke 'Style 103' alloy wheels
- Exterior Upgrade Pack – body coloured wheel arches, rear bumper and rear appliqué panel. Oberon door handles, Brunel fender vents, grille mesh and Dark Techno Silver tow eye cover.

Interior Features

- Cloth seat facings (without front armrests)
- Leather steering wheel with multi-functional controls
- Loadspace cover
- Meteor interior trim finisher
- Land Rover Audio System – eight speakers, radio, single slot CD player, auxiliary input and 4.2 inch TFT colour display (80W) and Digital Radio (DAB)
- Cruise control
- Bluetooth® phone system and Bluetooth® audio streaming
- Single USB socket and scroll control iPod® connectivity.

The Bluetooth® word mark and logos are owned by the Bluetooth SIG, Inc. and any use of such marks by Jaguar Land Rover Limited is under licence.
iPod® is a registered trademark of Apple Inc., registered in the US and other countries.

MODELS

COLOURS

WHEELS

INTERIORS

ACCESSORIES

TECHNICAL DETAILS



ABOVE & BEYOND

> FIND A RETAILER


> BUILD YOUR OWN

OVERVIEW

SPECIFICATION

STEP 1
CHOOSE YOUR MODEL

DISCOVERY SE TECH



£47,500

SDV6 SE Specification plus:

Exterior Features

- 19 inch seven spoke 'Style 703' alloy wheels
- Roof rails Black finish
- Xenon headlamps with signature Day Time Running Lamps (DRL's)
- Powerfold exterior mirrors
- Front parking aid.

Interior Features

- Grained leather seats - manual adjustment (without armrest)
- Heated front seats
- Meridian™ Audio System (380W) with 11 speakers
- HDD Premium Touch-screen navigation system featuring off-road interface. Includes hard disk drive audio server with lossless digital storage for up to ten CDs and a DVD player. 'Say What You See' intuitive voice control.

MODELS

COLOURS

WHEELS

INTERIORS

ACCESSORIES

TECHNICAL DETAILS



ABOVE & BEYOND

> FIND A RETAILER


> BUILD YOUR OWN

OVERVIEW

SPECIFICATION

STEP 1
CHOOSE YOUR MODEL

DISCOVERY HSE



£54,500

SDV6 SE Tech Specification plus:

Exterior Features

20 inch five split-spoke 'Style 511' alloy wheels
Rear view camera with parking aid.

Interior Features

Premium Windsor leather seat facings, cubby box lid and driver and passenger armrests
Heated front and rear seats
12-way driver and eight-way passenger electric seats (consists of fore and aft, cushion height, recline, base tilt, two-way driver lumbar and two-way side bolster) with memory adjust (driver only)
Premium Exterior Upgrade Pack – body coloured door handles, Atlas fender vents, grille mesh and White Silver tow eye cover
Power adjustable steering column (entry and exit tilt away with reach/rake)
Straight Grained Walnut trim finisher (door inserts and centre console)

Timed climate – up to seven day timer (not remote controlled) including fuel burning heater
Keyless entry
Interior mood lighting
Electric Alpine sunroof and blinds (tilt/slide front glass).

MODELS

COLOURS

WHEELS

INTERIORS

ACCESSORIES

TECHNICAL DETAILS



ABOVE & BEYOND

> FIND A RETAILER


> BUILD YOUR OWN

OVERVIEW

SPECIFICATION

STEP 1
CHOOSE YOUR MODEL

DISCOVERY HSE LUXURY



£59,970

SDV6 HSE Specification plus:

Exterior Features

20 inch five split-spoke Diamond Turned 'Style 510' alloy wheels
Full length roof rails Black finish
Adaptive Xenon headlamps with signature Day Time Running Lamps (DRL's) (includes headlamp powerwash).

Interior Features

Meridian™ Surround Audio System (825W)
Digital TV
Rear screen entertainment with two eight-inch screens and WhiteFire® wireless headphones.
Extended Premium Windsor Leather Pack applied to fascia top, instrument panel binnacle, door top rolls, door armrests and door pulls
Perforated leather heated steering wheel in Ebony with Bright switch tips

Grand Black Lacquer trim finisher (door inserts and centre console)
Front and rear premium carpet mats with contrast edging.

WhiteFire® is a registered trademark of Unwired Technology LLC and any use of such marks by Land Rover is under licence.

MODELS

COLOURS

WHEELS

INTERIORS

ACCESSORIES

TECHNICAL DETAILS



ABOVE & BEYOND

> FIND A RETAILER


> BUILD YOUR OWN

OVERVIEW

SPECIFICATION

STEP 1
CHOOSE YOUR MODEL

DISCOVERY COMMERCIAL SE



£43,995

SDV6 Commercial SE Specification:

Exterior Features

Xenon headlamps
19 inch ten spoke 'Style 103' alloy wheels
Solid fixed panel side windows (rear of B post)
Rear bumper, wheel arches and door handles in durable black plastic finish.

Interior Features

Commercial Convenience Pack – automatic headlamps, door puddle and footwell lamps, front fog lamps, front parking aid, headlamp powerwash, heated windscreen, interior rear view mirror with auto-dimming rain sensing windscreen wipers
Commercial Luxury Pack – leather seats with manual adjustment (without armrests), cruise control, Meridian™ Audio System (380W) with 11 speakers and HDD Touch-screen navigation
Meteor interior trim finisher

MODELS

COLOURS

WHEELS

INTERIORS

ACCESSORIES

TECHNICAL DETAILS



ABOVE & BEYOND

> FIND A RETAILER

> BUILD YOUR OWN

OVERVIEW

SPECIFICATION

STEP 1
CHOOSE YOUR MODEL

STANDARD AND OPTIONAL FEATURES

Engine Transmission, Suspension and Driving Dynamics

	OPTION CODE	SE	SE TECH	HSE	HSE LUXURY	COMMERCIAL SE	LIST PRICE	VAT	RETAIL PRICE
Eight-speed Automatic Transmission		■	■	■	■	■			
Twin-speed low range transfer gearbox		■	■	■	■	■			
Intelligent Stop/Start system		■	■	■	■	■			
Electronic air suspension (with variable ride height)		■	■	■	■	■			
Terrain Response®		■	■	■	■	■			
Electric Parking Brake (EPB)		■	■	■	■	■			
Anti-lock Braking System (ABS)		■	■	■	■	■			
Electronic Traction Control (ETC)		■	■	■	■	■			
Dynamic Stability Control (DSC)		■	■	■	■	■			
Hill Descent Control (HDC®)		■	■	■	■	■			
Hill Start Assist		■	■	■	■	■			
Roll Stability Control (RSC)		■	■	■	■	■			
Emergency Brake Assist (EBA)		■	■	■	■	■			
Gradient Acceleration Control (GAC)		■	■	■	■	■			
Diesel Particulate Filter (DPF)		■	■	■	■	■			
Diesel misfuel protection device		■	■	■	■	■			
Trip computer with message centre		■	■	■	■	■			
Active rear locking differential	027CC	–	□	□	–	□	£625.00	£125.00	£750.00
EXTERIOR FEATURES AND FINISHERS									
Rear wash wiper		■	■	■	■	■			
Brunel grille finish		■	■	–	–	■			
Bright Atlas grille finish		–	–	■	■	–			
Full length roof rails – Black finish	060AY	□	–	–	■	□	£333.33	£67.67	£400.00
		–	□	□	■	–	£191.67	£38.33	£230.00
Short length roof rails – Black finish	060AD	□	■	■	–	■	£141.67	£28.33	£170.00
GLASS AND EXTERIOR MIRRORS									
Heated windscreen		■	■	■	■	■			
Heated and adjustable mirrors		■	■	■	■	■			
Powerfold exterior mirrors	031BC	□	■	■	■	□	£179.17	£35.83	£215.00
Solid fixed panel side windows (rear of B post)		–	–	–	–	■			
Electric Alpine sunroof and blinds (tilt/slide front glass)	019AT	□	□	■	■	–	£895.83	£179.17	£1,075.00
Privacy glass	047AB	□	□	□	□	■	£337.50	£67.50	£405.00

■ Standard □ Optional – Not Available.

MODELS

COLOURS

WHEELS

INTERIORS

ACCESSORIES

TECHNICAL DETAILS



ABOVE & BEYOND

> FIND A RETAILER

> BUILD YOUR OWN

OVERVIEW

SPECIFICATION

STEP 1
CHOOSE YOUR MODEL

STANDARD AND OPTIONAL FEATURES

Engine Transmission, Suspension and Driving Dynamics (continued)

	OPTION CODE	SE	SE TECH	HSE	HSE LUXURY	COMMERCIAL SE	LIST PRICE	VAT	RETAIL PRICE
HEADLAMPS AND LIGHTING									
Halogen headlamps		■	–	–	–	–			
Xenon headlamps with LED signature (includes headlamp powerwash)	064CW	□	■	■	–	■	£591.66	£118.33	£710.00
Adaptive Xenon headlamps with signature Day Time Running Lamps (DRLs) (1)	064DI	–	–	□	■	–	£254.17	£50.83	£305.00
		–	□	–	■	□	£1,041.67	£208.33	£1,250.00
Automatic headlamps with High Beam Assist (AHBA) (2)	030NT	□	□	□	□	□	£129.17	£25.83	£155.00
PAINT									
Solid paint		■	■	■	■	■			
Metallic paint	024AZ	□	□	Δ	Δ	□	£500.00	£100.00	£600.00
Premium metallic paint	024BR	□	□	–	–	□	£1,333.33	£266.60	£1,600.00
		–	–	□	□	–	£833.33	£166.67	£1,000.00
TOWING									
Trailer Stability Assist (TSA)		■	■	■	■	■			
WHEELS AND WHEEL OPTIONS									
19 inch ten-spoke ‘Style 103’		■	–	–	–	■			
19 inch seven-spoke ‘Style 703’	029SV	□	■	–	–	□	£170.83	£34.17	£205.00
19 inch seven split-spoke ‘Style 704’	029TH	□	□	–	–	□	£170.83	£34.17	£205.00
20 inch five split-spoke ‘Style 511’	029TJ	□	□	■	Δ	□	£845.83	£169.17	£1,015.00
20 inch five split-spoke ‘Style 516’	029MZ	–	–	□	Δ	–	£845.83	£169.17	£1,015.00
20 inch five split-spoke ‘Style 510’ with Diamond Turned Gloss Black finish	029QM	□	□	–	■	□	£1,016.67	£203.33	£1,220.00
		–	–	□	■	–	£845.83	£169.17	£1,015.00
Full-size spare wheel		■	■	■	■	■			
Tyre Pressure Monitoring System (TPMS)		■	■	■	■	■			
Goodyear Wrangler HP-AW tyres (only available with 19 inch wheels)		■	■	–	–	■			
Pirelli Scorpion Zero tyres (only available with 20 inch wheels)		–	–	■	■	–			
Locking wheel nuts		■	■	■	■	■			

(1) Available on Commercial SE and SE Tech as part of Vision Assist Pack
(2) Only available with Xenon (064CW) or Adaptive Xenon headlamps (064DI).
■ Standard □ Optional – Not Available Δ No Cost Option.

[> FIND A RETAILER](#)[> BUILD YOUR OWN](#)

OVERVIEW

SPECIFICATION

STEP 1

CHOOSE YOUR MODEL

STANDARD AND OPTIONAL FEATURES

Seating, Interior Features and Finishers

	OPTION CODE	SE	SE TECH	HSE	HSE LUXURY	COMMERCIAL SE	LIST PRICE	VAT	RETAIL PRICE
SEATING									
Cloth seats		■	–	–	–	–			
Leather seats – manual adjustment (without armrests)	033AS	□	■	–	–	■	£1,312.50	£262.50	£1,575.00
Premium Windsor leather seats		–	–	■	■	–			
Seven individual seats		■	■	■	■	–			
Heated front seats	033BV	□	■	–	–	□	£254.17	£50.83	£305.00
Heated front and rear seats		–	–	■	■	–			
Manual front seat adjustment		■	■	–	–	■			
Electric seats (without memory) and front armrests	032DF	□	□	–	–	□	£679.17	£135.83	£815.00
Electric seats (driver and passenger) with memory adjust (driver only)		–	–	■	■	–			
STEERING WHEEL									
Leather steering wheel with multi-functional controls		■	■	■	–	■			
Perforated leather steering wheel with multi-functional controls		–	–	–	■	–			
Wood and leather steering wheel (1)	032DR	–	–	□	□	–	£387.50	£77.50	£465.00
Heated leather steering wheel (not available with perforated leather steering wheel 032DT)	032DV	–	□	□	■	□	£150.00	£30.00	£180.00
Manual steering column adjustment		■	■	–	–	■			
Power adjustable steering column (entry and exit tilt away with reach/rake on steering wheel)		–	–	■	■	–			
INTERIOR FINISHERS									
Meteor trim finisher		■	■	–	–	■			
Straight Grained Walnut trim finisher	088CI	□	□	■	Δ	–	£291.67	£58.33	£350.00
Grand Black Lacquer trim finisher (includes leather steering wheel with Gloss Black inserts 032EF)	088EX	□	□	–	■	–	£458.33	£91.67	£550.00
		–	–	□	■	–	£166.67	£33.33	£200.00
Cosmic Grey painted trim finisher (door inserts and facia upper trim)	088HM	□	□	Δ	–	–	£166.67	£33.33	£200.00

(1) Grand Black Lacquer wood and leather steering wheel only available with Grand Black Lacquer trim veneer (088EX). Straight Grained Walnut wood and leather steering wheel only available with Straight Grained Walnut trim veneer (088CI).

■ Standard □ Optional – Not Available Δ No Cost Option.

STEP 1

CHOOSE YOUR MODEL

STANDARD AND OPTIONAL FEATURES

Seating, Interior Features and Finishers (continued)

	OPTION CODE	SE	SE TECH	HSE	HSE LUXURY	COMMERCIAL SE	LIST PRICE	VAT	RETAIL PRICE
INTERIOR FEATURES									
Driver and passenger sunvisor with illuminated vanity mirror		□ (1)	■	■	■	□ (1)			
Auto dimming interior mirror		■	■	■	■	■			
Front and rear premium carpet mats	079BH	–	□	□	–	–	£70.84	£14.17	£85.00
Front and rear premium carpet mats with contrast edging	079BO	–	□	□	■	–	£141.67	£28.33	£170.00

Safety and Security

	OPTION CODE	SE	SE TECH	HSE	HSE LUXURY	COMMERCIAL SE	LIST PRICE	VAT	RETAIL PRICE
Volumetric and Perimetric alarm		■	■	■	■	■			
Driver and Passenger airbags		■	■	■	■	■			
Second row head curtain airbags		■	■	■	■	■			

(1) Only available with Convenience Pack.

■ Standard □ Optional – Not Available.



ABOVE & BEYOND

> FIND A RETAILER

> BUILD YOUR OWN

OVERVIEW

SPECIFICATION

STEP 1
CHOOSE YOUR MODEL

STANDARD AND OPTIONAL FEATURES

Convenience and Loadspace Features

	OPTION CODE	SE	SE TECH	HSE	HSE LUXURY	COMMERCIAL SE	LIST PRICE	VAT	RETAIL PRICE
Automatic climate control		■	■	■	■	■			
Front and rear cup holders (1)		■	■	■	■	■			
Rear park distance sensors with visual display		■	■	■	■	■			
Front parking aid with front visual display	086EG	□	■	■	■	■	£225.00	£45.00	£270.00
Rear view camera	086FA	–	□	■	■	□	£300.00	£60.00	£360.00
Surround camera system (2)	086GC	–	□	–	–	□	£845.83	£169.17	£1,015.00
		–	–	□	□	–	£595.83	£119.17	£715.00
Cruise control		■	■	■	■	■			
Loadspace cover		■	■	■	■	–			
Interior mood lighting		–	–	■	■	–			
Timed climate - seven days without remote (only available with High or Premium Infotainment. Includes fuel burning heater)	043AH	□	□	■	■	□	£583.33	£116.67	£700.00
Remote park heat with Timed Climate (only available with High or Premium Infotainment. Includes fuel burning heater)	043AV	□	□	–	–	□	£850.00	£170.00	£1,020.00
		–	–	□	□	–	£266.67	£53.33	£320.00
Keyless entry	066AC	–	□	■	■	–	£679.17	£135.83	£815.00
HomeLink® (3)	025FG	□	□	□	□	□	£204.16	£40.83	£245.00
Push button Start/Stop		■	■	■	■	■			
Centre armrest with cooled cubby box	045AC	□	□	□	□	□	£195.83	£39.17	£235.00
Smokers Pack – front ashtray, with cigar lighter	094AA	□	□	□	□	□	£20.83	£4.17	£25.00

(1) Commercial SE has front cup holders only (2) Only available with High and Premium Infotainment, Rear parking aid and Powerfolding mirrors
(3) Only available with automatic headlamps with High Beam Assist (030NT).
■ Standard □ Optional – Not Available.



ABOVE & BEYOND

> FIND A RETAILER

> BUILD YOUR OWN

OVERVIEW

SPECIFICATION

STEP 1
CHOOSE YOUR MODEL

STANDARD AND OPTIONAL FEATURES

Infotainment

	OPTION CODE	SE	SE TECH	HSE	HSE LUXURY	COMMERCIAL SE	LIST PRICE	VAT	RETAIL PRICE
Remote audio controls (steering wheel mounted)		■	■	■	■	■			
Hard disk navigation system (includes 4x4 information, Traffic Messaging Channel and voice control) (1)		–	■	■	■	■			
Bluetooth® phone connection		■	■	■	■	■			
Land Rover Audio System with eight speakers		■	–	–	–	–			
Meridian™ Audio System (380W) with 11 speakers including subwoofer	025LM	□	■	■	–	■	£1,041.67	£208.33	£1,250.00
Meridian™ Surround Audio System (825W) with 17 speakers including subwoofer	025LN	–	□	□	■	–	£1,041.67	£208.33	£1,250.00
Digital Radio (DAB)		■	■	■	■	■			
Digital TV (2)	129AA	–	–	□	■	–	£425.00	£85.00	£510.00
Rear entertainment system including DVD screen and WhiteFire® wireless headphones	129AD	–	–	□	■	–	£1,916.67	£383.30	£2,300.00
Single USB and scroll control iPod® connectivity		■	–	–	–	–			
InControl Apps (Only available with High and Premium Infotainment)	025PA	–	□	□	□	□	£291.67	£58.33	£350.00

The Bluetooth® word mark and logos are owned by the Bluetooth SIG, Inc. and any use of such marks by Jaguar Land Rover Limited is under licence.
iPod® is a registered trademark of Apple Inc., registered in the US and other countries.
WhiteFire® is a registered trademark of Unwired Technology LLC and any use of such marks by Land Rover is under licence.
(1) Only available with High and Premium Infotainment (2) Only available in conjunction with Rear seat entertainment system 129AD.
■ Standard □ Optional – Not Available.



ABOVE & BEYOND

STEP 1

CHOOSE YOUR MODEL

STANDARD AND OPTIONAL FEATURES

Packs

	OPTION CODE	SE	SE TECH	HSE	HSE LUXURY	COMMERCIAL SE	LIST PRICE	VAT	RETAIL PRICE
Black Design Pack 20 inch – consists of Anthracite tow eye cover, Black bonnet script, Black Discovery tailgate script, Narvik Black door handles, Narvik Black fender vents, Narvik Black grille mesh, Narvik Black mirror caps, full length roof rails (Black finish), privacy glass and 20 inch five split-spoke ‘Style 510’ High Gloss Black finish alloy wheels	032EE	–	□	□	–	–	£1,583.33	£316.67	£1,900.00
		□	–	–	–	–	£1,666.67	£333.33	£2,000.00
		–	–	–	□	–	£666.67	£133.33	£800.00
Bright Pack – consists of door puddle lamps, front footwell lamps, front fog lamps, automatic headlamps, headlamp powerwash, auto dimming interior mirror and rain sensing windscreen wipers		■	■	■	■	■			
Vision Assist Pack – consists of adaptive Xenon headlamps with LED signature (includes headlamp powerwash), automatic headlamps with High Beam Assist (AHBA), cornering lamps, surround camera system and integrated approach lamps (Only available with 031BC powerfold mirrors. This feature is a cost option for Commercial SE)	041CB	–	□	–	–	□	£1,041.67	£208.33	£1,250.00
		–	–	□	–	–	£833.33	£166.67	£1,000.00
		–	–	–	□	–	£616.67	£123.33	£740.00
Exterior Detection Pack – consists of Blind Spot Monitor, Closing Vehicle Sensing, Reverse Traffic Detection, Wade Sensing™. (Only available with 031BC powerfold mirrors (this features is a cost option for Commercial SE), front and rear parking aid (086EG and 086EH) and High or Premium Infotainment)	074PB	–	□	□	□	□	£625.00	£125.00	£750.00
Convenience Pack – consists of illuminated vanity mirrors and rear luggage net	017AE	□	–	–	–	–	£116.67	£23.33	£140.00
Commercial Convenience Pack – consists of automatic headlamps, door puddle and footwell lamps, front fog lamps, front parking aid, headlamp powerwash, heated windscreen, auto-dimming interior rear view mirror with rain sensing windscreen wipers		–	–	–	–	■			
Commercial Luxury Pack – consists of cruise control, leather seats, HDD navigation system and Meridian™ Audio System (380W) (only available with High and Premium Infotainment)		–	–	–	–	■			
Extended Leather Pack – consists of Premium Windsor leather door armrests, Premium Windsor leather door grab handles, Premium Windsor leather door top rolls and Premium Windsor leather fascia topper pad	032CG	–	–	□	■	–	£637.50	£127.50	£765.00
Exterior Upgrade Pack – body coloured wheel arches, rear bumper and rear appliqué panel. Oberon door handles, Brunel fender vents, grille mesh and Dark Techno Silver tow eye cover	032DE	■	■	–	–	□	£337.50	£67.50	£405.00
Premium Exterior Upgrade Pack – body coloured wheel arches, rear bumper, rear appliqué panel and door handles, Atlas fender vents, grille mesh and White Silver tow eye cover		–	–	■	■	–			
Tow Pack – consists of Plug in Tow Ball including 13PIN European type electrics (swan neck/detachable/fixed height)	028BT	□	□	□	□	□	£425.00	£85.00	£510.00

■ Standard □ Optional – Not Available.



ABOVE & BEYOND

> FIND A RETAILER

> BUILD YOUR OWN

OVERVIEW

SPECIFICATION

STEP 2
CHOOSE YOUR COLOUR

2



MODELS

COLOURS

WHEELS

INTERIORS

ACCESSORIES

TECHNICAL DETAILS



ABOVE & BEYOND

> FIND A RETAILER

> BUILD YOUR OWN

OVERVIEW

SPECIFICATION

STEP 2
CHOOSE YOUR COLOUR

Personalising the exterior

The optional Black Design Pack has its own special character. The exterior sports full length Black roof rails and Narvik Black mirror caps, fender vents and door handles. The Gloss Black grille with bright insert, Black fog lamp bezels, Black 'DISCOVERY' bonnet and tailgate badging with no engine or derivative badge add to the design to give the vehicle a more contemporary feel. A moulded Anthracite tow eye cover, privacy glass and 20 inch five split-spoke Black alloy wheels complete the look.



Grille in Narvik Black



Fender vents in Narvik Black



20 inch five split-spoke 'Style 510'
Black alloy wheel



Visit [landrover.co.uk](https://www.landrover.co.uk) for more information.



MODELS

COLOURS

WHEELS

INTERIORS

ACCESSORIES

TECHNICAL DETAILS



ABOVE & BEYOND

> FIND A RETAILER

> BUILD YOUR OWN

OVERVIEW

SPECIFICATION

STEP 2

CHOOSE YOUR COLOUR

Body Colour

Fuji White
(Solid)



Yulong White
(Metallic)



Indus Silver
(Metallic)



Kaikoura Stone
(Metallic)



Aruba
(Premium Metallic)



Scotia Grey*
(Metallic)



Corris Grey
(Metallic)



Montalcino Red
(Metallic)



*Available until November 2015. Please contact your nearest Land Rover Retailer for more information.
The availability of exterior paint colours varies by model and by time of year. Please contact your nearest Land Rover Retailer for further details.

Visit **landrover.co.uk** for more information.



MODELS

COLOURS

WHEELS

INTERIORS

ACCESSORIES

TECHNICAL DETAILS



ABOVE & BEYOND

> FIND A RETAILER

> BUILD YOUR OWN

OVERVIEW

SPECIFICATION

STEP 2

CHOOSE YOUR COLOUR

Body Colour

Firenze Red*
(Metallic)




Aintree Green*
(Metallic)



Loire Blue
(Metallic)



Mariana Black*
(Premium Metallic)



Santorini Black
(Metallic)



Waitomo Grey
(Premium Metallic)



Barolo Black*
(Premium Metallic)



*Available until November 2015. Please contact your nearest Land Rover Retailer for more information.
The availability of exterior paint colours varies by model and by time of year. Please contact your nearest Land Rover Retailer for further details.

Visit **landrover.co.uk** for more information.



MODELS

COLOURS

WHEELS

INTERIORS

ACCESSORIES

TECHNICAL DETAILS



ABOVE & BEYOND

> FIND A RETAILER

> BUILD YOUR OWN

OVERVIEW

SPECIFICATION

STEP 3
CHOOSE YOUR WHEELS

3



19 INCH TEN-SPOKE
'STYLE 103'



19 INCH SEVEN-SPOKE
'STYLE 703'



19 INCH SEVEN SPLIT-SPOKE
'STYLE 704'

	OPTION CODE	SE	SE TECH	HSE	HSE LUXURY	COMMERCIAL SE
WHEELS						
19 inch ten-spoke 'Style 103'	029QS	■	–	–	–	■
19 inch seven-spoke 'Style 703'	029SV	□	■	–	–	□
19 inch seven split-spoke 'Style 704'	029TH	□	□	–	–	□

■ Standard □ Optional – Not Available.

Visit **landrover.co.uk** for more information.

MODELS

COLOURS

WHEELS

INTERIORS

ACCESSORIES

TECHNICAL DETAILS



ABOVE & BEYOND

> FIND A RETAILER

> BUILD YOUR OWN

OVERVIEW

SPECIFICATION

STEP 3
CHOOSE YOUR WHEELS



20 INCH FIVE SPLIT-SPOKE
DIAMOND TURNED GLOSS BLACK FINISH
'STYLE 510'



20 INCH FIVE SPLIT-SPOKE
'STYLE 511'



20 INCH FIVE SPLIT SPOKE
'STYLE 516'



20 INCH FIVE SPLIT-SPOKE
HIGH GLOSS BLACK FINISH
'STYLE 510'

	OPTION CODE	SE	SE TECH	HSE	HSE LUXURY	COMMERCIAL SE
WHEELS						
20 inch five split-spoke 'Style 510' Diamond Turned Gloss Black finish	029QM	<input type="checkbox"/>	<input type="checkbox"/>	<input type="checkbox"/>	<input checked="" type="checkbox"/>	<input type="checkbox"/>
20 inch five split-spoke 'Style 511'	029TJ	<input type="checkbox"/>	<input type="checkbox"/>	<input checked="" type="checkbox"/>	<input type="checkbox"/>	<input type="checkbox"/>
20 inch five split spoke 'Style 516'	029MZ	-	-	<input type="checkbox"/>	<input type="checkbox"/>	-
20 inch five split-spoke 'Style 510' High Gloss Black finish*	029SP	<input checked="" type="checkbox"/>	<input checked="" type="checkbox"/>	<input checked="" type="checkbox"/>	<input checked="" type="checkbox"/>	-

*Only available as part of Black Design Pack.

Please note: When choosing vehicles fitted with specific wheel and tyre combinations or optional wheels and tyres, your intended use of the vehicle should be considered. Wheels with larger diameters and lower profile tyres may offer certain styling or driving benefits, but may be more vulnerable to damage. Please discuss your requirements with your Land Rover Retailer. For further details on tyre efficiency as required by EU legislation please speak to your Land Rover Retailer.

☒ Standard ☐ Optional - Not Available ☐ No Cost Option.

Visit [landrover.co.uk](https://www.landrover.co.uk) for more information.

MODELS

COLOURS

WHEELS

INTERIORS

ACCESSORIES

TECHNICAL DETAILS



ABOVE & BEYOND

> FIND A RETAILER

> BUILD YOUR OWN

OVERVIEW

SPECIFICATION

4



MODELS

COLOURS

WHEELS

INTERIORS

ACCESSORIES

TECHNICAL DETAILS



ABOVE & BEYOND

> FIND A RETAILER

> BUILD YOUR OWN

OVERVIEW

SPECIFICATION



MODELS

COLOURS

WHEELS

INTERIORS

ACCESSORIES

TECHNICAL DETAILS

STEP 4

CHOOSE YOUR INTERIOR

TRIM FINISHER CHOICES

It's those final touches that can make the overall effect even more appealing. That's why there's a choice of finishers available including Meteor, Cosmic Grey, Straight Grained Walnut and Grand Black Lacquer. These apply to each of the four doors and down through the central area of the facia.



METEOR
(STANDARD ON SE, SE TECH AND
COMMERCIAL SE)



COSMIC GREY*
(OPTIONAL – NOT AVAILABLE FOR
HSE LUXURY AND COMMERCIAL SE)



STRAIGHT GRAINED WALNUT
(STANDARD ON HSE
OPTIONAL ON SE AND SE TECH
NO COST OPTION ON HSE LUXURY)



GRAND BLACK LACQUER
(STANDARD ON HSE LUXURY –
OPTIONAL ON SE, SE TECH AND HSE)

*Available until November 2015. Please contact your nearest Land Rover Retailer for more information.



ABOVE & BEYOND

> FIND A RETAILER

> BUILD YOUR OWN

OVERVIEW

SPECIFICATION

STEP 4 CHOOSE YOUR INTERIOR

INTERIOR SEATS OPTIONS



Seven-seats*

With seven full size adult seats, this optional configuration includes the 35:30:35 seat formation allowing for improved access into the third row seats and numerous folding combinations, including the ability to fold and store the second row completely flat.

*Not available on Commercial SE.

MODELS

COLOURS

WHEELS

INTERIORS

ACCESSORIES

TECHNICAL DETAILS



ABOVE & BEYOND

> FIND A RETAILER

> BUILD YOUR OWN

OVERVIEW

SPECIFICATION

STEP 4 CHOOSE YOUR INTERIOR

INTERIOR SEATS OPTIONS

With the capability to transport the driver, six passengers and their luggage with ease, Discovery is every vehicle you'll ever need.

The flexible, versatile layout provides a configuration to suit almost every conceivable use – especially as the second and third rows can be folded independently of each other.



MONDAY: AIRPORT



TUESDAY: BAND PRACTICE

MODELS

COLOURS

WHEELS

INTERIORS

ACCESSORIES

TECHNICAL DETAILS



ABOVE & BEYOND

> FIND A RETAILER

> BUILD YOUR OWN

OVERVIEW

SPECIFICATION

STEP 4
CHOOSE YOUR INTERIOR

INTERIOR SEATS OPTIONS



WEDNESDAY: SCHOOL BUS



FRIDAY: NIGHT OUT AT THE THEATRE



THURSDAY: RUGBY PRACTICE



IT'S THE WEEKEND...

MODELS

COLOURS

WHEELS

INTERIORS

ACCESSORIES

TECHNICAL DETAILS



ABOVE & BEYOND

> FIND A RETAILER

> BUILD YOUR OWN





OVERVIEW

SPECIFICATION

STEP 4
CHOOSE YOUR INTERIOR

COLOUR AND TRIM MATRIX

You can now use this section to place your chosen colourway within the vehicle to personalise your cabin. A choice of trim finishers are also available.

COLOURWAYS	EBONY (TCA, TCB, TEQ)	ALMOND/ARABICA [†] (TGT, TGU, TGV)	ARABICA/ALMOND (TLA)
INTERIOR COLOUR			
Seat colour	Ebony	Almond	Arabica
Carpet	Ebony	Nutmeg	Nutmeg
MODEL			
SE (Cloth)	○	–	–
SE Tech (Grained leather)	○	○	–
HSE (Premium Windsor leather)	○	○	○
HSE Luxury (Premium Windsor leather)	○	○	○
Commercial SE (Grained leather)	○	–	–
FACIA INSERT			
 Meteor	○	○	○
 Cosmic Grey [†]	○	○	–
 Straight Grained Walnut	○	○	○
 Grand Black Lacquer	○	○	○

▲ Combination is Designer’s Choice ○ Combination is Available – Not Available.

[†]Available until November 2015. Please contact your nearest Land Rover Retailer for more information.

The above table is designed as a guide. Please contact your nearest Land Rover Retailer for more information.



MODELS

COLOURS

WHEELS

INTERIORS

ACCESSORIES

TECHNICAL DETAILS



ABOVE & BEYOND

> FIND A RETAILER

> BUILD YOUR OWN

OVERVIEW

SPECIFICATION

STEP 4
CHOOSE YOUR INTERIOR

COLOUR AND TRIM MATRIX

You can now use this section to place your chosen colourway within the vehicle to personalise your cabin. A choice of trim finishers are also available.

COLOURWAYS		EBONY (TCA, TCB, TEQ)	ALMOND/ARABICA [†] (TGT, TGU, TGV)	ARABICA/ALMOND (TLA)
EXTERIOR COLOUR				
	Fuji White	▲	○	○
	Yulong White	▲	○	○
	Indus Silver	▲	▲	▲
	Kaikoura Stone [†]	▲	▲	▲
	Aruba	○	▲	○
	Scotia Grey [†]	▲	○	○
	Corris Grey	▲	○	○
	Montalcino Red	▲	○	○
	Firenze Red [†]	▲	○	○
	Aintree Green [†]	○	▲	▲
	Loire Blue	▲	○	○
	Mariana Black ^{*†}	▲	○	○
	Santorini Black	▲	▲	▲
	Waitomo Grey	▲	○	○
	Barolo Black ^{*†}	▲	○	○

▲ Combination is Designer's Choice ○ Combination is Available – Not Available.

*Not available with Exterior Black Design Pack †Available until November 2015. Please contact your nearest Land Rover Retailer for more information.

The above table is designed as a guide. Please contact your nearest Land Rover Retailer for more information.

MODELS

COLOURS

WHEELS

INTERIORS

ACCESSORIES

TECHNICAL DETAILS



ABOVE & BEYOND

> FIND A RETAILER

> BUILD YOUR OWN

OVERVIEW


SPECIFICATION

STEP 4 CHOOSE YOUR INTERIOR

Ebony / Ebony – (theme available on SE, SE Tech, HSE, HSE Luxury and Commercial SE models)




Seat



Ebony

Interior Finisher



Meteor



Cosmic Grey**



Straight Grained Walnut



Grand Black Lacquer

Interior shown*: Premium Windsor leather interior in Ebony/Ebony, with Ebony seats and Grand Black Lacquer interior finisher.

This interior is available in: Cloth on SE models, leather on SE Tech and Commercial SE models, Premium Windsor leather on HSE and HSE Luxury models.

For specific colourway options please refer to **Colour and Trim Matrix**. Extended Leather Pack available as an option on HSE Luxury models.

*Interior shown with optional rear seat entertainment headrests, not available on SE, SE Tech and Commercial SE models.

**Available until November 2015.

MODELS

COLOURS

WHEELS

INTERIORS

ACCESSORIES

TECHNICAL DETAILS



ABOVE & BEYOND

> FIND A RETAILER

> BUILD YOUR OWN

OVERVIEW

SPECIFICATION

STEP 4 CHOOSE YOUR INTERIOR

Almond / Arabica – (theme available on SE Tech, HSE and HSE Luxury models)



Seat



Almond

Interior Finisher



Meteor



Cosmic Grey**



Straight Grained Walnut



Grand Black Lacquer

Interior shown*: Premium Windsor leather interior in Almond/Arabica, with Almond seats and Straight Grained Walnut interior finisher.

This interior is available in: Leather on SE Tech models, Premium Windsor leather on HSE and HSE Luxury models.

For specific colourway options please refer to **Colour and Trim Matrix**. Extended Leather Pack available as an option on HSE Luxury models.

*Interior shown with optional rear seat entertainment headrests, only available on HSE and HSE Luxury models.

**Available until November 2015.

MODELS

COLOURS

WHEELS

INTERIORS

ACCESSORIES

TECHNICAL DETAILS



ABOVE & BEYOND

> FIND A RETAILER

> BUILD YOUR OWN

OVERVIEW

SPECIFICATION

STEP 4 CHOOSE YOUR INTERIOR

Arabica / Almond – (theme available on HSE and HSE Luxury models only)



Seat



Arabica[†]

Interior Finisher



Meteor



Straight Grained Walnut



Grand Black Lacquer

Interior shown*: Premium Windsor leather interior in Arabica/Almond, with Arabica seats, Straight Grained Walnut interior finisher and Extended Leather Pack**.

This interior is available in: Premium Windsor leather on HSE and HSE Luxury models.

For specific colourway options please refer to **Colour and Trim Matrix**.

*Interior shown with optional rear seat entertainment headrests.

**Extended Leather Pack available as an option on HSE Luxury models.

Extended Leather Pack



Premium Windsor Leather
instrument binnacle



Premium Windsor Leather door tops
and facia available in Arabica or Ebony

[†]Arabica Leather interior available until November 2015. Please contact your nearest Land Rover Retailer for more information.

MODELS

COLOURS

WHEELS

INTERIORS

ACCESSORIES

TECHNICAL DETAILS



ABOVE & BEYOND

> FIND A RETAILER

> BUILD YOUR OWN

OVERVIEW

SPECIFICATION

5



MODELS

COLOURS


WHEELS

INTERIORS

ACCESSORIES

TECHNICAL DETAILS

LAND ROVER APPROVED ACCESSORIES



Discovery is so capable and adaptable it can get straight to work across a huge variety of vastly differing terrains, conditions and roles. Even so, some owners want to add their own stamp of individuality by tailoring their Discovery to their specific needs with a range of stylish, practical accessories that are tough, versatile and bring an opportunity for personalisation to Discovery. Importantly, these accessories can be added at any stage during the vehicle's life – not just when it's new. Naturally, Land Rover Approved Accessories are designed, tested and manufactured to the same exacting standards as the original equipment fitted to your vehicle.



ABOVE & BEYOND

ACCESSORIES - OUTDOOR

> FIND A RETAILER

> BUILD YOUR OWN

OVERVIEW

SPECIFICATION

Keep your Discovery looking its best with this collection of accessories, designed to protect the outside from mud spray and stone chips – and the inside from muddy boots and paws.



Cargo Barrier
VUB501170

Easily removed. Retains cargo according to ECE-17 regulation.
Can be used with standard loadspace cover.



Loadspace Rubber Mat
LR006401

Waterproof with retaining lip and non-slip surface.



Rubber Mat Set
VPLAS0252

Rubber Mats, Third Row
EAH500100PMA (not shown)



Front Mudflaps
CAS500010PCL

Designed to reduce spray and protect the vehicles paintwork.



Rear Mudflaps
VPLAP0017

To view the full range of accessories and prices please ask your Retailer for an accessory brochure. Alternatively visit accessories.landrover.com

MODELS

COLOURS

WHEELS

INTERIORS

ACCESSORIES

TECHNICAL DETAILS



ABOVE & BEYOND

ACCESSORIES - SPORTING

> FIND A RETAILER

> BUILD YOUR OWN

OVERVIEW

SPECIFICATION

The perfect choice for the cyclist, sailor or equestrian, this collection of invaluable accessories upgrades your Discovery to a serious sports vehicle adding a removable tow bar and bike carrier.



Ski/Snowboard Holder**
LR006849

Carries four pairs of skis or two snowboards. Incorporates slider rails for easy loading. Lockable for security. Maximum payload 36kg/79lbs[†].



Cross Bars – Bright Silver Finish
VPLAR0001

Adjustable position crossbars, for carrying all Land Rover roof mounted accessories featured. Easily removed when not in use. Lockable for security. Maximum payload 71.8kg/158.3lbs[†]. Vehicle must have factory-fit roof rails or Roof Rail Kit fitted.



Rigid Loadspace Protector
EBF500010

Rigid Loadspace Protector – Not compatible with Cargo Barrier.



Collapsible Luggage Cover
VPLVS0175

**Roof Rails and Crossbars are required for all Land Rover roof mounted accessories. Objects placed above the roof mounted satellite antenna may reduce the quality of the signal received by the vehicle and could have a detrimental effect on the navigation and satellite radio systems, if fitted. [†]Required for vehicles fitted with Trailer Assist option.

MODELS

COLOURS

WHEELS

INTERIORS

ACCESSORIES

TECHNICAL DETAILS



ABOVE & BEYOND

ACCESSORIES - TOURING

> FIND A RETAILER

> BUILD YOUR OWN

OVERVIEW

SPECIFICATION

The seven-seater Discovery is the perfect vehicle for adventures with family and friends. You'll be able to make the most of every trip with this collection of accessories. Store your luggage out of the way, access it easily and keep everyone aboard happy with cool drinks and snacks.



Fixed Side Steps
VPLAP0035

The side steps aid entry and exit into the vehicle and improve access to the roof. Design features include bright stainless steel edge trim and a rubber tread mat.



Cross Bars – Bright Silver Finish
VPLAR0001

Adjustable position crossbars, for carrying all Land Rover roof mounted accessories featured. Easily removed when not in use. Lockable for security. Vehicle height when fitted 1980mm at normal ride height. Maximum payload 71.8kg. Vehicle must have factory-fit roof rails fitted or Roof Rail Kit.



Luggage Box*
VPLVR0062

Gloss Black Finish. Opens from both sides. Lockable for security. External dimensions: 1,750mm long, 820mm wide, 450mm high. Internal volume 440 litres. Maximum payload 75kg.



Electric Cool Box
VUPI00140L

Powered by the 12 volt auxiliary socket. Thermostatically controlled temperature. Easy clean interior surface. Height 380mm, length 380mm, width 220mm Volume 14 litres.

*Roof Rails and Crossbars are required for all Land Rover roof mounted accessories. Objects placed above the roof mounted satellite antenna may reduce the quality of the signal received by the vehicle and could have a detrimental effect on the navigation and satellite radio systems, if fitted.

To view the full range of accessories and prices please ask your Retailer for an accessory brochure. Alternatively visit accessories.landrover.com

MODELS

COLOURS

WHEELS

INTERIORS

ACCESSORIES

TECHNICAL DETAILS

This range of stylish yet practical accessories will give your Discovery a distinctive, contemporary look and add a touch of luxury to every drive.



Drive Select Rotary Shifter Upgrade
Silver Finish – VPLSS0142
Leather Drive Select Top Cover – VPLSS0143PVJ

Enhance the appearance of your vehicle's interior with this stylish Rotary Shifter and Leather Drive Select Top Cover.



Stainless Steel Trim Finisher Kit
VPLAB0044



Stainless Steel Rear Bumper Treadplate
LR006874

An enhancement to the rear sill bumper treadplate. Styled stainless steel rear bumper protection.





ABOVE & BEYOND

> FIND A RETAILER

> BUILD YOUR OWN

OVERVIEW

SPECIFICATION

TECHNICAL SPECIFICATION

Diesel variant will see improvements including Intelligent Stop/Start technology, reduced CO₂ emissions and greater fuel economy.

	SDV6 3.0 DIESEL AUTO (AIR SUSPENSION) EU6	SDV6 3.0 DIESEL AUTO COMMERCIAL (AIR SUSPENSION) EU5
ENGINE DATA		
Driveline	Four Wheel Drive (4WD)	Four Wheel Drive (4WD)
Capacity (cc)	2,993	2,993
No. of cylinders	6	6
Cylinder layout	Longitudinal V6	Longitudinal V6
Valves per cylinder	4	4
Bore (mm)	84	84
Stroke (mm)	90	90
Compression ratio (:1)	16	16
Maximum power hp (kW) / rpm	256 (188) / 4,000	256 (188) / 4,000
Maximum torque Nm / rpm	600 / 2,000	600 / 2,000
BRAKES		
Front type	Ventilated disc	Ventilated disc
Front diameter (mm)	360	360
Rear type	Ventilated disc	Ventilated disc
Rear diameter (mm)	350	350
Park brake	Electric Park Brake (EPB) integrated into brake caliper	

PERFORMANCE AND KEY DATA

	SDV6 3.0 DIESEL AUTO (AIR SUSPENSION) EU6	SDV6 3.0 DIESEL AUTO COMMERCIAL (AIR SUSPENSION) EU5
WEIGHTS (KG)		
Weight from	2,622	2,589
Gross vehicle weight	3,300*	3,260
Maximum mass on each axle (front)	1,500	1,450
Maximum mass on each axle (rear)	1,855	1,855
TOWING (KG)		
Unbraked trailer	750	750
Maximum towing	3,500	3,500
Maximum coupling point / nose weight	150	150
Maximum vehicle and trailer combination / Gross Train Weight	6,800**	6,760
ROOF CARRYING (KG)		
Maximum roof load (including Roof Rails)	75	75
PERFORMANCE		
Maximum speed mph	112	112
Acceleration (secs) 0-60mph	8.8	8.8
Fuel tank capacity – usable (litres)	82.3	82.3
Diesel Particulate Filter (DPF)	Standard	Standard

*3,300kg on SE. Increases to 3,310kg on SE Tech, HSE and HSE Luxury.

**6,800kg on SE. Increases to 6,810kg on SE Tech, HSE and HSE Luxury.

MODELS

COLOURS

WHEELS

INTERIORS

ACCESSORIES

TECHNICAL DETAILS



ABOVE & BEYOND

> FIND A RETAILER

> BUILD YOUR OWN

OVERVIEW

SPECIFICATION

DIMENSIONS AND CAPABILITIES



Wheelbase 2,885mm



Front wheel track 1,605mm



Rear wheel track
1,612.5mm



Obstacle Clearance

Off-road height up to 310mm
Standard ride height up to 185mm



Overall length 4,829mm

Turning Circle

Kerb-to-kerb 11.45m
Turns lock-to-lock 3.32

Standard Ride Height

With Alpine sunroof (not open) 1,882mm
With Fixed Roof 1,887mm
With Roof Rails 1,891mm
With Alpine sunroof (open) 1,920mm
With DAB Radio Antennae 1,938mm
With Roof Rails and Crossbar fitted 1,980mm
Access height setting, only available with air suspension, will reduce each of the above by 50mm.


Loadspace Capacity

Rear seats upright
Height 1,027mm (1,058mm with Alpine sunroof),
Width 1,235mm
Loadspace volume 1,260 litres
Loadspace width between arches 1,146mm

Rear seats folded
Height 1,027mm (1,058mm with Alpine sunroof),
Width 1,235mm
Loadspace volume 2,558 litres
Loadspace width between arches 1,146mm
Maximum length at floor 1,950mm

Headroom

Maximum front headroom 1,020mm
Maximum front headroom with Alpine sunroof 1,027mm
2nd row headroom 1,043mm
2nd row headroom with Alpine sunroof 1,076mm
3rd row headroom 983mm
3rd row headroom with Alpine sunroof 1,018mm



	A	B	C
Ride Height			
Off-road	36.2°	27.3°	25.4°
Standard	32.2°	22.8°	22.2°



Wading Depth

Maximum wading depth
With Air suspension: 700mm

Visit landrover.co.uk for more information.

MODELS

COLOURS

WHEELS

INTERIORS

ACCESSORIES

TECHNICAL DETAILS



ABOVE & BEYOND

> FIND A RETAILER

> BUILD YOUR OWN

OVERVIEW

SPECIFICATION



BY APPOINTMENT TO
HM THE QUEEN
MANUFACTURERS OF
MOTOR VEHICLES
JAGUAR LAND ROVER LIMITED
COVENTRY



BY APPOINTMENT TO
HRH THE DUKE OF EDINBURGH
MANUFACTURERS OF
MOTOR VEHICLES
JAGUAR LAND ROVER LIMITED
COVENTRY



BY APPOINTMENT TO
HRH THE PRINCE OF WALES
MANUFACTURERS OF
MOTOR VEHICLES
JAGUAR LAND ROVER LIMITED
COVENTRY

IMPORTANT NOTICE: Jaguar Land Rover Limited is constantly seeking ways to improve the specification, design and production of its vehicles and alterations take place continually. Whilst every effort is made to produce up to date literature, this brochure should not be regarded as an infallible guide to current specifications, nor does it constitute an offer for the sale of any particular vehicle. Distributors and retailers are not agents of Jaguar Land Rover Limited by any express or implied undertaking or representation.

All Land Rover Approved Accessories fitted by a Land Rover Retailer within one month or 1,600 kilometres/1,000 miles (which ever occurs first) of the handover of a new registered vehicle will benefit from the same warranty terms and period of cover as the vehicle warranty. Accessories purchased outside of these parameters will be subject to a 12 month unlimited mileage warranty. All Land Rover Approved Accessories are rigorously tested to the same exacting standards as those applied to our vehicles. Performance in extreme hot and cold temperatures, corrosion resistance, impact and airbag deployment highlight some of the exhaustive product testing carried out to ensure accessories are both durable and importantly, continue to comply with current legislation.

All our accessories are designed to be an integral part of Land Rover vehicles. While many items such as roof carriers are simple to fit, some products require specialist tools and diagnostic equipment to ensure correct integration with the vehicle structure and electrical systems. These products vary from market to market, please consult your Land Rover Retailer who will be pleased to advise you on current specifications and any query you may have.

The colours reproduced here are subject to the limitations of the printing process and may therefore vary slightly from the actual vehicle. The company reserves the right to alter or withdraw any colour finish without notice. Some of these colours may not be obtainable in your country. Please check availability of colours and current specifications with your Land Rover Retailer.

Castrol EDGE Professional exclusively recommended by Land Rover.

Jaguar Land Rover Limited Registered Office:
Abbey Road, Whitley, Coventry CV3 4LF
United Kingdom.

Registered in England and Wales: Number 1672070

landrover.co.uk

© Jaguar Land Rover Limited 2015.

Keep me informed



MODELS

COLOURS

WHEELS

INTERIORS

ACCESSORIES

TECHNICAL DETAILS