


Front Seat Cushion Cover (78.30.01)

Removal


- 1 . Remove the front seat cushion assembly.
For additional information, refer to : Seating, 501-10.

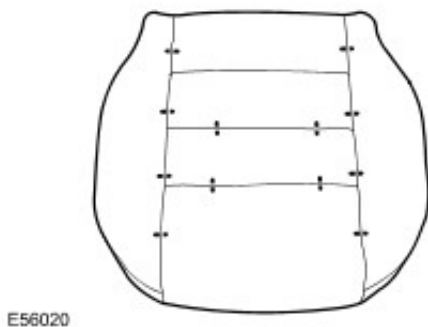
- 2 . Release the front seat cushion cover.

 Release the 13 clips.




- 3 . Remove the front seat cushion cover.


 Remove the 12 hog rings.



Installation

- 1 . Install the front seat cushion cover.

 Install the hog rings.

 Attach the cover and secure with the clips.

- 2 . Install the front seat cushion assembly.

For additional information, refer to : Seating, 501-10.